

AGREED RECORD

OF CONCLUSIONS OF FISHERIES CONSULTATIONS BETWEEN ICELAND, THE EUROPEAN UNION, THE FAROE ISLANDS AND NORWAY ON THE MANAGEMENT OF BLUE WHITING IN THE NORTH-EAST ATLANTIC IN 2012

LONDON, 11 OCTOBER 2011

1. A Delegation of Iceland, headed by Mr Kristján Freyr HELGASON , a Delegation of the European Union, headed by Mr John SPENCER, a Delegation of the Faroe Islands, headed by Mr Andras KRISTIANSEN and a Delegation of Norway, headed by Ms Sigrun M. HOLST, met in London from 10 to 11 October 2011 to consult on the management of the blue whiting stock in the North-East Atlantic in 2012.

A Delegation of the Russian Federation, headed by Ms Anna SHULAEVA attended as an observer.

2. The Delegations recognised that the basis for management measures in 2012 is the Agreed Record of Conclusions of Fisheries Consultations on the Management of Blue Whiting in the North-East Atlantic concluded in Oslo on 16 December 2005 (the 2005 Agreed Record), including its Annex I.
3. The Delegations noted the ICES advice for 2012 which indicated a continuing decline of the blue whiting stock.
4. Within a total catch limitation of 391,000 tonnes of blue whiting in the North-East Atlantic the Delegations agreed to recommend the limitation of their total catches in 2012 to 359,881 tonnes¹ in accordance with the arrangement for the long-term management of the blue whiting stock (Annex II), that entered into force 1 January 2009.
5. In accordance with paragraphs 5 and 6 of the 2005 Agreed Record, the Delegations agreed to recommend to their respective authorities the arrangement for the regulation of the fisheries of blue whiting in 2012 as contained in Annex I to this Agreed Record.
6. The Delegations encouraged the Parties to develop and coordinate their scientific research activities in order to improve the information available for the assessment and the management of this stock.
7. The Delegations agreed, in accordance with point 8 of the Arrangement for the Long-Term Management of the blue whiting stock, to conduct a review of this long-term

¹ The difference between 391,000 tonnes and 359,881 tonnes is set aside to be allocated by NEAFC to Non -Coastal States.

KPH

AS

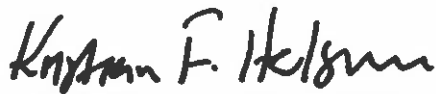
ak


SH


management plan. They agreed to submit any eventual revisions of the plan to ICES for evaluation, with a view to obtaining ICES advice in advance of the Coastal State consultations on blue whiting for 2013.

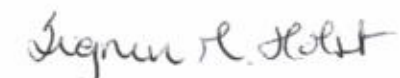
8. The Delegations noted that the NEAFC Working Group to collate information on the distribution of blue whiting in the Northeast Atlantic had not yet been convened as set out in the Agreed Record from 22 October 2009 (Annex III) and endorsed by NEAFC. The Delegations agreed to recommend to NEAFC that this work be completed in advance for the Coastal States consultations for 2013.
9. The Delegations agreed to provide information regarding quotas and catches in the format set out in Annex IV to this Agreed Record.
10. The Coastal States expressed concern at the unilateral quota set by the Russian Federation for 2011. They considered that no unutilized part of that unilateral quota may be transferred to 2012.

London, 11 October 2011


Kristján Freyr HELGASON
For the Delegation of Iceland


John SPENCER
For the Delegation of the
European Union


Andras KRISTIANSSEN
For the Delegation of the
Faroe Island


Sigrun M. HOLST
For the Delegation of Norway

ARRANGEMENT FOR THE REGULATION OF THE FISHERIES OF BLUE WHITING IN 2012

1. In accordance with the arrangement for the long-term management of the blue whiting stock as set out in Annex II to this Agreed Record, the Parties agreed to restrict their fisheries of blue whiting in 2012 to a maximum catch limit of 359,881 tonnes on the basis of the following quotas:

European Union	109,764 tonnes
Faroe Islands	94,019 tonnes
Iceland	63,447 tonnes
Norway	92,651 tonnes

2. Each Party may transfer unutilised quantities of up to 10% of the quota allocated to it for 2012 to 2013. Such transfer shall be in addition to the quota allocated to the Party concerned for 2013.
3. In the event of over-fishing of the allocated quotas by any Party in 2012, the quantity shall be deducted from the quota allocated in 2013 for the Party or Parties concerned.
4. The Parties may fish blue whiting within the quotas laid down in Paragraph 1 in their respective zones of fisheries jurisdiction and in international waters.
5. Further arrangements by the Parties, including arrangements for access, quota transfers and other conditions for fishing in the respective zones of fisheries jurisdiction, are regulated by bilateral arrangements.

JS ak

KSH

SS

**ARRANGEMENT FOR THE
LONG-TERM MANAGEMENT OF THE BLUE WHITING STOCK**

1. The Parties agree to implement a long-term management plan for the fisheries on the blue whiting stock, which is consistent with the precautionary approach, aiming at ensuring harvest within safe biological limits and designed to provide for fisheries consistent with maximum sustainable yield, in accordance with advice from ICES.
2. For the purpose of this long-term-management plan, in the following text, "TAC" means the sum of the coastal State TAC and the NEAFC allowable catches.
3. As a priority, the long-term-plan shall ensure with high probability that the size of the stock is maintained above 1.5 million tonnes (B_{lim})
4. The Parties shall aim to exploit the stock with a fishing mortality of 0.18 on relevant age groups as defined by ICES.
5. While fishing mortality exceeds that specified in paragraphs 4 and 6, the Parties agree to establish the TAC consistent with reductions in fishing mortality of 35% each year until the fishing mortality established in paragraphs 4 and 6 has been reached. This paragraph shall apply only during 2009 and 2010.

For the purposes of this calculation, the fishing percentage mortality reduction should be calculated with respect to the year before the year in which the TAC is to be established. For this year, it shall be assumed that the relevant TAC constrains catches.

6. When the fishing mortality in paragraph 4 has been reached, the Parties agree to establish the TAC in each year in accordance with the following rules:
 - In the case that the spawning biomass is forecast to reach or exceed 2.25 million tonnes (SSB trigger level) on 1 January of the year for which the TAC is to be set, the TAC shall be fixed at the level consistent with the specified fishing mortality.
 - In the case that the spawning biomass is forecast to be less than 2.25 million tonnes on 1 January of the year for which the TAC is to be set (B), the TAC shall be fixed consistent with a fishing mortality given by:

$$F = 0.05 + [(B - 1.5)(0.18 - 0.05) / (2.25 - 1.5)]$$
 - In the case that spawning biomass is forecast to be less than 1.5 million tonnes on 1 January of the year for which the TAC is to be set, the TAC will be fixed that is consistent with a fishing mortality given by $F = 0.05$.
7. When the fishing mortality rate on the stock is consistent with that established in paragraph 4 and the spawning stock size on 1 January of the year for which the TAC is to be set is forecast to exceed 2.25 million tonnes, the Parties agree to discuss the appropriateness of adopting constraints on TAC changes within the plan.
8. The Parties, on the basis of ICES advice, shall review this long-term management plan at intervals not exceeding five years and when the condition specified in paragraph 4 is reached.

KPH

JS

ak

JH

DRAFT TERMS OF REFERENCE
FOR A NEAFC WORKING GROUP TO COLLATE INFORMATION ON THE DISTRIBUTION OF ALL LIFE
STAGES OF BLUE WHITING IN THE NORTH-EAST ATLANTIC
AND THE DISTRIBUTION OF CATCHES FROM THE STOCK

The European Community, the Faroe Islands, Iceland, Norway and the Russian Federation agreed to recommend to NEAFC the establishment of a Working Group to collate information on the distribution of all life stages of blue whiting in the North-East Atlantic and the distribution of catches from this stock.

The Working Group shall:

1. Present data on the geographical distribution of all life stages of blue whiting (biomass and abundance or their appropriate proxies versus time, where time is both age/year and quarter) by relevant areas under national fisheries jurisdiction and in international waters.
2. Tabulate catch data on a monthly basis, both total and divided by country, distributed by areas under national fisheries jurisdiction and beyond as precise as the data allow.

Distributions shall be calculated for :

- a. Each of the years since fisheries started;
- b. Averages of the last five, ten, fifteen, twenty and thirty years both for geographic distribution (1) and fisheries (2).

The Working group shall meet twice. In an initial meeting, data exchange formats and working methods shall be decided. Prior to the second meeting, data shall be submitted to the Working Group by the contracting parties in the agreed formats. In a second meeting, data shall be compiled, cross-checked and the appropriate distributions shall be calculated. The data compiled by the working Group shall be made available to ICES for scientific and assessment purposes.

The final report shall be submitted to NEAFC by 1st March 2011.

JS

ak

JS

KPH

REPORTING OF QUOTAS AND CATCHES OF BLUE WHITING IN THE NORTH-EAST ATLANTIC
London, October 2011

QUOTAS (tonnes)				CATCHES (tonnes)											
Party	Coastal State share/share	Balance 2008	Quota exchange	Quotas after transfers and flexibility	NEAFC Regulatory Area	European Union Zone	Faroe Fishing Zone	Greenland fishing zone	Icelandic Exclusive Economic Zone	Norwegian Economic Zone	Fishery Zone around Jan Mayen	Fishery Protection Zone around Svalbard	Russian Economic Zone	TOTAL CATCH	Balance 2009
Party	165,628	14,712	-60,700	84,217	0	84,089	37	0	0	22	18	0	0	84,146	71
European Union	141,870	29,230	-103,000	67,300	8,602	24,540	24,259	0	118	534	0	307	0	58,369	8,940
Faroe Islands	95,740	20,245	-	115,986	48,603	0	70,631	0	878	0	0	0	0	120,202	-4,218
Iceland	139,806	29,620	62,547	231,973	49,691	155,655	2,178	0	0	18,472	0	0	0	225,996	5,977
Norway	543,044				106,986	284,264	87,105	0	996	19,028	18	307	0	488,704	
Total CS															
Russian Federation	60,000				73,017	0	74,742	0	0	1,650	0	241	0	149,650	
Greenland	3,194				180,093	264,264	171,847	0	996	20,678	18	548	0	638,354	
Total all Parties	606,238														

QUOTAS (tonnes)				CATCHES (tonnes)											
Party	Coastal State share/share	Balance 2009	Quota exchange	Quotas after transfers and flexibility	NEAFC Regulatory Area	European Union Zone	Faroe Fishing Zone	Greenland fishing zone	Icelandic Exclusive Economic Zone	Norwegian Economic Zone	Fishery Zone around Jan Mayen	Fishery Protection Zone around Svalbard	Russian Economic Zone	TOTAL CATCH	Balance 2010
Party	151,692	71	-64,200	87,321	0	81,217	1,039	0	0	7	13	0	0	82,276	5,045
European Union	129,847	14,187	-93,195	50,839	3,659	19,202	26,964	0	0	153	0	0	0	49,978	861
Faroe Islands	87,625	-4,218	-	83,407	14,352	0	67,373	0	6,354	30	0	0	0	88,109	-4,390
Iceland	127,958	14,252	63,582	205,792	37,986	139,831	2,150	0	0	14,028	0	0	0	194,317	11,475
Norway	497,022				55,377	240,250	97,526	0	6,361	15,118	13	0	0	414,680	
Total CS															
Russian Federation	48,054	17,027	94,898	159,977	43,228	0	81,679	0	0	2,264	205	495	0	127,961	32,016
Greenland	2,924				98,605	246,250	179,205	0	6,361	17,380	388	495	0	542,641	
Total all Parties	548,000														

QUOTAS (tonnes)				CATCHES (tonnes)											
Party	Coastal State share/share	Balance 2010	Quota exchange	Quotas after transfers and flexibility	NEAFC Regulatory Area	European Union Zone	Faroe Fishing Zone	Greenland fishing zone	Icelandic Exclusive Economic Zone	Norwegian Economic Zone	Fishery Zone around Jan Mayen	Fishery Protection Zone around Svalbard	Russian Economic Zone	TOTAL CATCH	Balance 2012
Party	11,072	5,045	-	16,126	-	13,287	-	-	-	-	-	-	-	13,297	2,629
European Union	9,642	12,985	-8,000	14,627	1,970	-	13,925	-	-	-	-	-	-	15,895	-1,268
Faroe Islands	6,502	-4,396	-	2,111	613	-	664	-	705	-	2	-	-	1,984	127
Iceland	9,502	13,044	-513	22,033	5,791	6,944	-	-	-	7,025	-	5	-	19,765	2,268
Norway	36,723	26,678	-8,513	54,897	8,374	20,241	14,589	-	705	7,025	2	5	-	50,941	3,956
Total CS															
Russian Federation*	45,000	-	8,698	53,698	38,008	-	8,151	-	-	225	5	-	-	44,389	9,309
Greenland	-	-	-	-	44,382	20,241	23,748	-	705	7,250	7	5	-	95,330	0
Total all Parties	81,723	26,678	165	106,595											

Guideline for the spreadsheet	Quota allocated to the Party
Coastal state share/share	Unutilised/fishing beyond the quota from last year
Balance	Includes unused quantity related to transfers between countries
Quota exchange	Transfers between countries
Quotas after transfers and flexibility	New quota

* Unilateral quota

ak

JS

KST

Avtale mellom Norge og Færøyene om forvaltning av kolmule
i Det nordøstlige Atlanterhav

Den 11. oktober 2011 møttes en norsk delegasjon ledet av Sigrun M. Holst og en færøysk delegasjon ledet av Andras Kristiansen, for å konsultere om gjensidig fiskeadgang for kolmule i Det nordøstlige Atlanterhav.

I lys av at kyststatenes samlede kvote for kolmule under kyststatsavtalen for 2012 er lavere enn 1 250 000 tonn, jf. vedlegg til avtale av 5. januar 2006 til avtale mellom Norge og Færøyene om forvaltningen av kolmule i Det nordøstlige Atlanterhav, inngått i henhold til punkt 4 i kyststatsavtalen om forvaltningen av kolmule i Det nordøstlige Atlanterhav av 16. desember 2005, har Norge i 2012 adgang til å fiske 16 302 tonn i Færøyenes fiskerisone og Færøyene har adgang til å fiske 8 151 tonn i Norges økonomiske sone og i fiskerisonen rundt Jan Mayen.

London, 11. oktober 2011

For Norge


Sigrun M. Holst

For Færøyene


Andras Kristiansen

FISKIMALARADID

17. OKT. 2011

J. NR. 11/01015-5